



SARC School Accountability Report Card 2018-19

Published in 2019-20





Yolla Bolly Continuation High School

Grades 10-12
CDS Code 23-65607-2330033

Mark Smith
Principal
msmith@covelo.k12.ca.us

76270 High School Street, P.O. Box 276
Covelo, CA 95428
(707) 983-6171

www.roundvalleyschools.org



Round Valley Unified School District

76280 High School Street, P.O. Box 276 Covelo, CA 95428 ▪ www.roundvalleyschools.org

Mike Gorman, Superintendent ▪ mgorman@rvusd.us ▪ (707) 983-6171



Principal's Message

Yolla Bolly Continuation High School is an alternative educational program for grades 10-12 in Round Valley Unified School District. Our school district is located in beautiful Round Valley in Covelo, California. Round Valley Unified School District was formed in 1959 and encompasses approximately 50 square miles in the rural and isolated northeastern portion of Mendocino County. The Round Valley Indian Reservation is located within the district's boundaries. A one-hour drive is necessary if residents need to travel to the next community for services. Our schools include Round Valley Elementary (P-6), Round Valley Middle School (7-8) and Round Valley High School (9-12). The alternative education programs include Yolla Bolly Continuation High School (10-12) and Independent Study Programs (K-12). These sites are situated on approximately 27.5 acres of land on the west edge of the community. In downtown Covelo, there is Eel River Charter School (K-6).

Yolla Bolly Continuation High School provides services for students ages 16 and older who desire an alternative education program that provides opportunities for students to accelerate their learning and assist with recovery of academic credits. Students who attend Yolla Bolly have the opportunity to complete vocational education, physical education and directed studies classes after the conclusion of their morning academic program. Continuation students are encouraged to take advantage of Mendocino College classes available in the valley, including English, child development and computer literacy.

Continuation students have technology opportunities for credits and makeup credits in all disciplines in Directed Studies classes. The Community Library is walking distance from the school. Continuation students are also referred for support in the areas of mental-health needs, counseling, substance abuse, and anger management through Round Valley Indian Tribal programs and Mendocino County Office of Education services.

This year, the enrollment of 18 is more in line with the current Round Valley High School enrollment of 121.

School Mission Statement

All students leave our schools reading proficiently, literate in technology and committed to lifelong learning. We strive to provide a drug-free, safe learning environment. We strive to create ownership and to instill pride in our schools, among our students, our staff and our community.

Parental Involvement

Parents are encouraged to actively participate with their student in the Yolla Bolly Continuation High School educational experience. Parents are encouraged to maintain close contact with the teacher and/or Round Valley High School counselor regarding the academic progress of their student.

Parents have numerous avenues to pursue if they would like to be involved in their student's education. We encourage parents to become involved in planning, organizing, and supporting their student in taking classes that will support student academic and career goals. The most immediate and easiest way for parents to participate include the following:

- Meetings with the counselor for the development of a Four Year Education Plan and yearly review of progress
- Meetings with the counselor to review credits earned and courses completed to help keep students on track for graduation
- Reviewing special senior progress reports issued every 10 weeks that include graduation progress, senior project progress, and college or tech school entrance information
- Reviewing the Annual Parent/Student Handbook distributed at the beginning of the year, along with other parent information distributed annually
- Back-to-school night and open house
- Challenge Day
- Periodic classroom visitations
- Attendance at athletic events, school events and music performances
- Chaperoning student evening and weekend activities
- Parent-student-teacher conferences
- Attend Individual Education Program (IEP) meetings
- Attend Student Attendance Review Board (SARB) meetings
- Tutoring students
- Participating in school and district committees
- Viewing upcoming events and activities on district website and Facebook page
- Attend annual Big Time
- Attend annual Career Day
- Sign up for our new Schoology/Parent Portal app

For parents who would like to and have time to become more greatly involved, we have a great need for parents to participate in the following:

- School Site Council (SSC)
- Title VII Parent Committee
- District Advisory Council (DAC)
- Public Law 874 Parent Advisory Committee
- School Planning Committees
- Parent Teacher Group

For more information on how to become involved at the school, please contact Principal Mark Smith at (707) 983-6171.

School Accountability Report Card

In accordance with state and federal requirements, the School Accountability Report Card (SARC) is put forth annually by all public schools as a tool for parents and interested parties to stay informed of the school's progress, test scores and achievements.

District Mission Statement

Round Valley is a community committed to developing excellence. Our organization is caring and efficient; treats people fairly and consistently; builds connections with students, parents, teachers, other staff and the community. The learning environment is safe and motivating, including all stakeholders as members of the educational community.

District Vision Statement

Students in the Round Valley Unified School District will be motivated and confident to compete successfully in college and the workforce and become positive, productive citizens.

Academic

Have students obtain comprehensive knowledge by training them to plan, organize, execute and manage their progress toward meeting their goals.

Emotional

Respect self, others, staff and community members; clarify personal desires and goals; and deal effectively with obstacles.

Physical

Become aware of and develop natural abilities and be fit and healthy through physical activity and good nutrition.

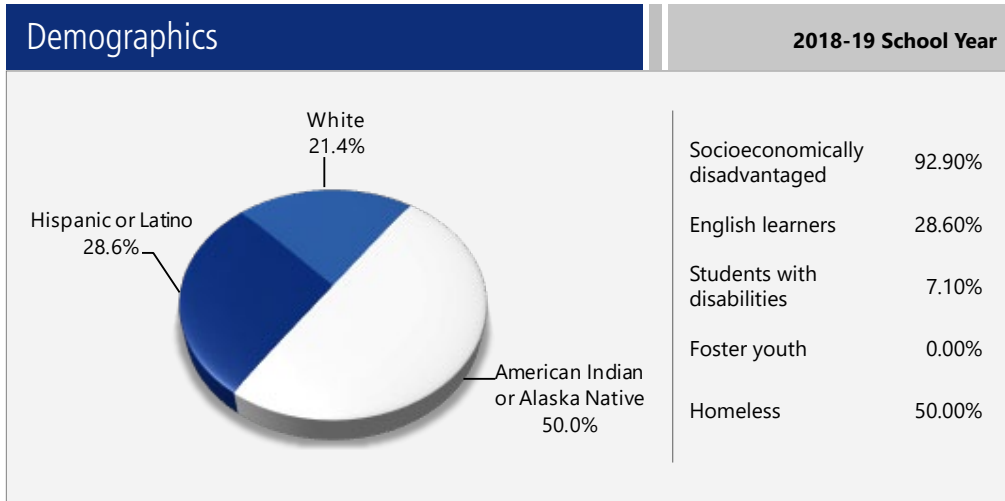
Governing Board

- Peter Bauer, President
- Tony Tucker, Clerk
- Lew Chichester, Member
- Cynthia O'Ferrall, Member
- Amanda Britton, Member




Enrollment by Student Group

The total enrollment at the school was 14 students for the 2018-19 school year. The pie chart displays the percentage of students enrolled in each group.



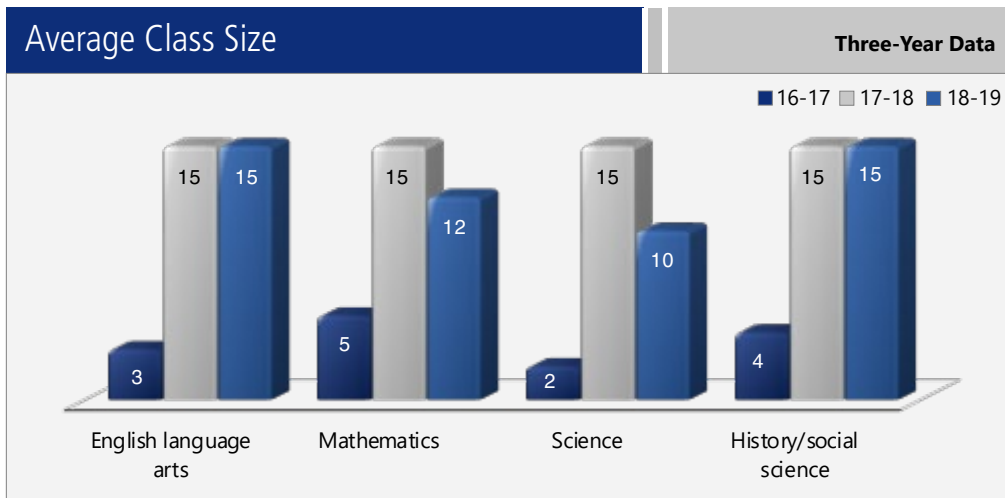
Enrollment by Grade

The bar graph displays the total number of students enrolled in each grade for the 2018-19 school year.



Class Size Distribution

The bar graph displays the three-year data for average class size, and the table displays the three-year data for the number of classrooms by size. The number of classes indicates how many classrooms fall into each size category (a range of total students per classroom). At the secondary school level, this information is reported by subject area rather than grade level.



Suspensions and Expulsions

This table shows the school, district, and state suspension and expulsion rates for the most recent three-year period. Note: Students are only counted one time, regardless of the number of suspensions.

Suspension and Expulsion Rates			
Yolla Bolly HS			
	16-17	17-18	18-19
Suspension rates	0.0%	13.3%	10.5%
Expulsion rates	0.0%	0.0%	0.0%
Round Valley USD			
	16-17	17-18	18-19
Suspension rates	8.3%	9.2%	10.6%
Expulsion rates	0.0%	0.0%	0.0%
California			
	16-17	17-18	18-19
Suspension rates	3.6%	3.5%	3.5%
Expulsion rates	0.1%	0.1%	0.1%

Number of Classrooms by Size

Subject	Three-Year Data								
	2016-17			2017-18			2018-19		
	Number of Students								
	1-22	23-32	33+	1-22	23-32	33+	1-22	21-32	33+
English language arts	1			1			1		
Mathematics	1			1			1		
Science	1			1			1		
History/social science	1			1			1		



CAASPP Test Results in Science for All Students (grades 5, 8 and high school)

The California Science Test (CAST) was administered operationally during the 2018–19 school year. However, these data are not available for inclusion in the 2018-19 SARC posting due February 1, 2020. These data will be included in the 2019-20 SARC posting due February 1, 2021.

Percentage of Students Scoring at Proficient or Advanced					Two-Year Data	
	Yolla Bolly HS		Round Valley USD		California	
Subject	17-18	18-19	17-18	18-19	17-18	18-19
Science	✧	✧	✧	✧	✧	✧

CAASPP Test Results in ELA and Mathematics for All Students (grades 3-8 and 11)

The table below shows the percentage of students meeting or exceeding the state standards in English language arts (ELA)/literacy and mathematics.

Percentage of Students Meeting or Exceeding State Standards					Two-Year Data	
	Yolla Bolly HS		Round Valley USD		California	
Subject	17-18	18-19	17-18	18-19	17-18	18-19
English language arts/literacy	0%	✧	20%	25%	50%	51%
Mathematics	0%	✧	11%	11%	38%	40%

California Physical Fitness Test

Each spring, all students in grades 5, 7 and 9 are required to participate in the California Physical Fitness Test (PFT). The Fitnessgram is the designated PFT for students in California public schools put forth by the State Board of Education. The PFT measures six key fitness areas:

1. Aerobic Capacity
2. Body Composition
3. Flexibility
4. Abdominal Strength and Endurance
5. Upper Body Strength and Endurance
6. Trunk Extensor Strength and Flexibility

Encouraging and assisting students in establishing lifelong habits of regular physical activity is the primary goal of the Fitnessgram. The table shows the percentage of students meeting the fitness standards of being in the "healthy fitness zone" for the most recent testing period. For more detailed information on the California PFT, please visit www.cde.ca.gov/ta/tg/pf.

California Physical Fitness Test		2018-19 School Year
Percentage of Students Meeting Fitness Standards		Yolla Bolly HS
		Grade 9
Four of six standards		✧
Five of six standards		✧
Six of six standards		✧

✧ Not applicable.

✧ Scores are not shown when the number of students tested is 10 or fewer, either because the number of students tested in this category is too small for statistical accuracy or to protect student privacy.


California Assessment of Student Performance and Progress (CAASPP)

For the 2018-19 school year, the CAASPP consists of several key components, including:

California Alternate Assessments (CAA) test includes both ELA/literacy and mathematics in grades 3-8 and 11. The CAA is given to those students with the most significant cognitive disabilities whose current individualized education program (IEP) designates an alternate assessment.

Smarter Balanced Assessments include ELA/literacy and mathematics in grades 3-8 and 11. Smarter Balanced Assessments are designed to measure student progress toward college and career readiness.

The assessments under CAASPP show how well students are doing in relation to the state-adopted content standards. On each of these assessments, student aggregate scores are reported as achievement standards. For more information on the CAASPP assessments, please visit www.cde.ca.gov/ta/tg/ca.



CAASPP by Student Group: English Language Arts and Mathematics

Due to low enrollment CAASPP test scores by student group are not shown. When the number of students tested is 10 or fewer, scores are not displayed either because the number of students tested in this category is too small for statistical accuracy or to protect student privacy.



Career Technical Education Programs

The primary CTE courses that are offered at RVHS are focused on the agriculture and welding industry. The RVUSD Board of Trustees and community members have expressed their desire to have agriculture courses at the high school. Students at Yolla Bolly Continuation High School may be allowed to attend career technical education courses at RVHS during the afternoon following their morning academic program.

RVHS provides a complete Agricultural Program. Classes offered include: Introduction to Agriculture, Ag Mechanics, Ag Bio, Veterinary Science and Ag Leadership. A Future Farmers of America (FFA) program is also in place at the high school.

Also included under agriculture is our new pathway Natural Resources, which includes Introduction to Natural Resources, Natural Resources and an internship opportunity.

The newest CTE program, which is in its first year, is welding technology. Classes included in this pathway are Introduction to Shielded Metal, Advanced Welding, Gas Tungsten, MIG Welding and Ag Mechanics.

The CTE program has a community-based advisory committee that oversees the program. This oversight committee is composed of community representatives from the agriculture field, parents and our three CTE teachers. Students in the courses complete high school graduation requirements and California State University and University of California requirements.

Lesson plans are curtailed to the specific industry. Students job shadow, have field trips, learn recordkeeping and receive academic counseling.

Measurable outcomes are obtained by class grades, benchmark testing, projects, PSAT, SAT and other state testing opportunities.

Graduation and Dropout Rates

This table displays the graduation and dropout rates for the most recent three-year period for which data is available. The four-year adjusted cohort graduation rate is the number of students who graduate in four years with a regular high school diploma divided by the number of students who form the adjusted cohort for the graduating class. From the beginning of grade 9 (or the earliest high school grade), students who are entering that grade for the first time form a cohort that is "adjusted" by adding any students who subsequently transfer into the cohort and subtracting any students who subsequently transfer out. For more information, please visit <http://dq.cde.ca.gov/dataquest>.

Graduation and Dropout Rates	Three-Year Data					
	Graduation Rate			Dropout Rate		
	15-16	16-17	17-18	15-16	16-17	17-18
Yolla Bolly HS	46.70%	63.60%	92.30%	40.00%	27.30%	7.70%
Round Valley USD	72.20%	79.20%	81.80%	19.40%	12.50%	12.10%
California	83.80%	82.70%	83.00%	9.70%	9.10%	9.60%

Courses for University of California (UC) and/or California State University (CSU) Admission


The table displays two measures related to the school's courses that are required for University of California and California State University admission for the most recent year for which data is available. For more detailed information, visit <http://dq.cde.ca.gov/dataquest>. For general admissions requirements, please visit the UC Admissions Information web page at <http://admission.universityofcalifornia.edu>. For admission, application and fee information, see the CSU web page at www.calstate.edu/admission/admission.shtml.

UC/CSU Admission	2017-18 and 2018-19 School Years
Yolla Bolly HS	
Percentage of students enrolled in courses required for UC/CSU admission in 2018-19	100.00%
Percentage of graduates who completed all courses required for UC/CSU admission in 2017-18	0.00%

Career Technical Education Participation

This table displays information about participation in the school's Career Technical Education (CTE) programs.

Career Technical Education Data	
Yolla Bolly HS	
2018-19 Participation	
Number of pupils participating in a CTE program	7
Percentage of pupils who completed a CTE program and earned a high school diploma	0.0%
Percentage of CTE courses that are sequenced or articulated between a school and institutions of postsecondary education	0.0%



Advanced Placement Courses

No information is available for Yolla Bolly Continuation High School regarding Advanced Placement (AP) courses offered.





Textbooks and Instructional Materials

Textbooks are selected by the teacher, reviewed with the site principal and approved by the board of trustees. The most recent textbook-sufficiency approval was at the September 9, 2019, regular meeting of trustees. All textbooks must meet state standards.

Textbooks and Instructional Materials List		2019-20 School Year
Subject	Textbook	Adopted
English language arts	<i>Collections</i> , Houghton Mifflin Harcourt	2015
Mathematics	<i>Algebra 1</i> , Houghton Mifflin Harcourt	2015
Mathematics	<i>Algebra 2</i> , Houghton Mifflin Harcourt	2015
Mathematics	<i>Geometry</i> , Houghton Mifflin Harcourt	2015
Science	<i>Biology, Earth Science; Physical Science</i> ; Prentice Hall	2007
History/social science	<i>The American Vision: Modern Times</i> , Glencoe	2006
History/social science	<i>U.S. Government</i> , Glencoe	2006
History/social science	<i>World History</i> , Glencoe	2006
History/social science	<i>Economics: Today and Tomorrow</i> , Glencoe	2006

Availability of Textbooks and Instructional Materials

The following lists the percentage of pupils who lack their own assigned textbooks and instructional materials.

Percentage of Students Lacking Materials by Subject	
2019-20 School Year	
Reading/language arts	0%
Mathematics	0%
Science	0%
History/social science	0%
Visual and performing arts	0%
Foreign language	0%
Health	0%
Science laboratory equipment	0%

Currency of Textbooks

This table displays the date when the most recent hearing was held to adopt a resolution on the sufficiency of instructional materials.

Currency of Textbooks	
2019-20 School Year	
Data collection date	9/9/2019

Professional Development

1. Aeries training for Round Valley Elementary School (RVES) and Round Valley High School staff
2. Autism training for special education aides
3. Positive Behavioral Interventions and Supports (PBIS) training for RVES staff
4. Common Core State Standards/Go Math!/ST Math intervention for K-8 and high school
5. California English Language Development Test (CELDT) training and English language development/English language arts training for K-12
6. Professional Learning Community (PLC) focus on Common Core implementation, all high school staff
7. STEM (science, technology, engineering and mathematics) training/curriculum training: high school science and math

Professional development (PD) has been delivered in a variety of ways over the last two years. We have had professional development days set aside for all staff, used release time for full-day or part-day training or workgroups, and provided time for individual work.

The principal is also involved in instructional leadership by providing frequent observations of classroom instruction and feedback on observations, as well as by providing collaboration time for teachers to focus on student performance and instruction.

For the past three years, teachers in the district have been provided with 1.25 hours each week on Wednesday for professional development to participate in collaboration and professional learning teams.

Additional Training for RVES:

The elementary school staff participated in the following PD activities: PBIS Training, Effective Direct Instruction Training (DataWorks), Step Up to Writing Base Training and Follow-up Training, Next Generation Science Standards (NGSS) Initial Training, Common Core Math Practice/CAASPP Preparation, HMH Online Resources (Technology Mentor), and 95% WIN Instruction.

Professional Development Days		Three-Year Data		
	2017-18	2018-19	2019-20	
Number of school days dedicated to staff development and continuous improvement	1.25 hours each week	1.25 hours each week	1.25 hours each week	

Quality of Textbooks

The following table outlines the criteria required for choosing textbooks and instructional materials.

Quality of Textbooks	
2019-20 School Year	
Criteria	Yes/No
Are the textbooks adopted from the most recent state-approved or local governing-board-approved list?	Yes
Are the textbooks consistent with the content and cycles of the curriculum frameworks adopted by the State Board of Education?	Yes
Do all students, including English learners, have access to their own textbooks and instructional materials to use in class and to take home?	Yes



School Facility Good Repair Status

The table shows the results of the school’s most recent inspection using the Facility Inspection Tool (FIT) or equivalent school form. This inspection determines the school facility’s good repair status using ratings of good condition, fair condition or poor condition. The overall summary of facility conditions uses ratings of exemplary, good, fair or poor.

School Facility Good Repair Status		2019-20 School Year
Items Inspected	Repair Status	
Systems: Gas leaks, sewer, mechanical systems (heating, ventilation and HVAC)	Good	
Interior: Interior surfaces (floors, ceilings, walls and window casings)	Good	
Cleanliness: Pest/vermin control, overall cleanliness	Good	
Electrical: Electrical systems	Good	
Restrooms/fountains: Restrooms, sinks and drinking fountains	Good	
Safety: Fire safety, emergency systems, hazardous materials	Good	
Structural: Structural condition, roofs	Good	
External: Windows/doors/gates/fences, playgrounds/school grounds	Good	
Overall summary of facility conditions	Good	
Date of the most recent school site inspection	9/13/2019	
Date of the most recent completion of the inspection form	9/13/2019	

Deficiencies and Repairs

The table lists the repairs required for all deficiencies found during the site inspection. Regardless of each item’s repair status, all deficiencies are listed.

Deficiencies and Repairs		2019-20 School Year
Items Inspected	Deficiencies and Action Taken or Planned	Date of Action
Restrooms/fountains	Replaced Bad Toilet Valve Rm 18.	9/13/2019

School Safety

The Yolla Bolly Continuation High School is a part of the Round Valley High School’s School Safety Plan (SSP). The Round Valley High School Safety Plan (SSP) was approved by the board of trustees in March 2020. The School Site Council was involved in the development of the SSP. The plan will be reviewed yearly in the fall. The district is currently in the process of updating its Disaster Preparedness Plan, and this plan will be approved by the board of trustees and reviewed by school staff in March 2020.

Students complete drills for fire and earthquake on a regularly scheduled basis and participate in lockdown training at least annually.

The Round Valley High School Safety Plan contains the following components: School safety data (discipline, School-Wide Information System [SWIS], truancy, CHKS, counseling referrals, etc.), behavioral expectations and schoolwide discipline, safety committee, professional development opportunities for staff, prevention curriculum (substance abuse, antibullying, development of life skills), crisis response, safety drills (earthquake, fire, lockdown), disaster preparedness, child abuse, developing high expectations, counseling and guidance, physical safety, collaboration, and forms and schedules in use at the school site.

The district has onsite campus supervision provided daily. Some of the duties include developing open and positive relationships with all students; monitoring the school grounds during class time, student passing times, break and lunch; and identifying students who have cut class and returning them to their classes.

Round Valley High School is concerned about the level of unexcused absences that occur each year. The district is currently providing a staff member to monitor daily student attendance, call homes of absent students, and make School Attendance Review Board (SARB) referrals.

School Facilities

Yolla Bolly Continuation School is on the same property as Round Valley High School (RVHS) and the district office. The continuation school is located in a modular building adjacent to the football field and the new gym that is under construction. The main building and the gymnasium were built in 1930 and remodeled in 1980. Additional facilities were added during the 1980s and 1990s. A multimedia classroom was added in 2010 to replace a facility that had burned down. Round Valley High School currently has ten classrooms; office space for administration and counseling; one staff room; one small library with limited books and computer lab; one multimedia center; one gym, which contains locker rooms and a weight room; and a shop which has the capacity to support agriculture welding and agriculture mechanics classes. The existing concession stand in the gym has been remodeled to serve “grab and go” breakfast and lunch to the student body. Yolla Bolly students walk up and get their meals. Three sets of bathrooms are located on the campus. The yard consists primarily of lawn, with walkways to class buildings, and a field for physical education classes and athletics. The district maintenance person maintains our grounds.

For safety, a fence surrounds RVHS, with gates located in multiple sites along the front and sides of the school. In order to ensure safety, at the beginning of the school day, all high school gates are locked while school is in session. Students and parents have access to the facilities through the front entrance into the main high school building. Parents and community members are requested to sign in at the office prior to entering the main school grounds. Signs are displayed on the campus indicating the necessity of signing in to the office.

Modernization projects in 2014-15 updated our school facilities. The following facility improvements have occurred:

- New lighting external and internal for all classrooms
- New thermostats for all classrooms
- New high school gym lighting installed

Round Valley High School was inspected by the district director of maintenance and the principal in compliance with the Williams case settlement guidelines in September 2019. At that time, the school facilities received a rating of 98 percent and “good” on the Facilities Inspection Tool.



Teacher Qualifications

This table shows information about teacher credentials and teacher qualifications. Teachers without a full credential include teachers with district and university internships, pre-internships, emergency or other permits, and waivers. For more information on teacher credentials, visit www.ctc.ca.gov.

Teacher Credential Information	Three-Year Data			
	Round Valley USD	Yolla Bolly HS		
Teachers	19-20	17-18	18-19	19-20
With a full credential	23	1	1	1
Without a full credential	10	0	0	0
Teaching outside subject area of competence (with full credential)	0	0	0	0



Teacher Misassignments and Vacant Teacher Positions

This table displays the number of teacher misassignments (positions filled by teachers who lack legal authorization to teach that grade level, subject area, student group, etc.) and the number of vacant teacher positions (not filled by a single designated teacher assigned to teach the entire course at the beginning of the school year or semester). Please note that total teacher misassignments includes the number of teacher misassignments of English learners.

Teacher Misassignments and Vacant Teacher Positions	Three-Year Data		
	Yolla Bolly HS		
Teachers	17-18	18-19	19-20
Teacher misassignments of English learners	0	0	0
Total teacher misassignments	0	0	0
Vacant teacher positions	0	0	0

Academic Counselors and School Support Staff

This table displays information about academic counselors and support staff at the school and their full-time equivalent (FTE).

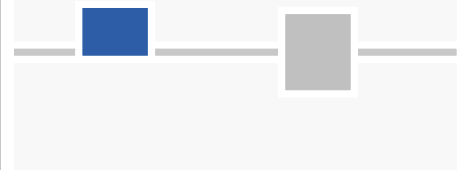
Academic Counselors and School Support Staff Data	
2018-19 School Year	
	Ratio
Academic counselors	1:18
Support Staff	FTE
Counselor (academic, social/behavioral or career development)	1.0
Library media teacher (librarian)	0.0
Library media services staff (paraprofessional)	0.0
Psychologist	0.0
Social worker	0.0
Nurse	0.0
Speech/language/hearing specialist	0.0
Resource specialist (nonteaching)	0.0

Public Internet Access

Internet access is available at public libraries and other locations that are publicly accessible (e.g., the California State Library). Access to the internet at libraries and public locations is generally provided on first-come, first-served basis. Other use restrictions include the hours of operation, the length of time that a workstation may be used (depending on availability), the types of software programs available at a workstation, and the ability to print documents.

Types of Services Funded

General funds (basic, unrestricted) and Impact Aid funds (unrestricted) provide funding for our teaching staff, administration and the core staff that provides meals, custodial maintenance and busing. Because of our ability to access Impact Aid funds, we are able to maintain low class sizes at all school sites, provide counselors, quality music and agriculture programs, tutoring and expanded hours for student learning, athletic programs for middle and high school students at no cost to the student, and increase the quality of our educational program. Our federal and state restricted funds are used to provide small class sizes, paraprofessional support, special-education staff, directed studies classes, and alternative classroom environments. We also use restricted funds to supplement core materials, classroom supplies, staff training and student testing. We are fortunate to receive restricted federal grant funds to support counseling (small group and individual), as well as our truancy-reduction program.





Financial Data

The financial data displayed in this SARC is from the 2017-18 fiscal year. The most current fiscal information available provided by the state is always two years behind the current school year and one year behind most other data included in this report. For detailed information on school expenditures for all districts in California, see the California Department of Education (CDE) Current Expense of Education & Per-pupil Spending web page at www.cde.ca.gov/ds/fd/ec. For information on teacher salaries for all districts in California, see the CDE Certificated Salaries & Benefits web page at www.cde.ca.gov/ds/fd/cs. To look up expenditures and salaries for a specific school district, see the Ed-Data website at www.ed-data.org.

District Financial Data

This table displays district teacher and administrative salary information and compares the figures to the state averages for districts of the same type and size based on the salary schedule. Note: The district salary data does not include benefits.

Salary Data	2017-18 Fiscal Year	
	Round Valley USD	Similar Sized District
Beginning teacher salary	\$46,513	\$43,574
Midrange teacher salary	\$57,279	\$63,243
Highest teacher salary	\$80,857	\$86,896
Average elementary school principal salary	\$93,351	\$103,506
Average high school principal salary	\$93,351	\$108,954
Superintendent salary	\$122,400	\$136,125
Teacher salaries: percentage of budget	24%	30%
Administrative salaries: percentage of budget	7%	6%

Financial Data Comparison


This table displays the school's per-pupil expenditures from unrestricted sources and the school's average teacher salary and compares it to the district and state data.

Financial Data Comparison	2017-18 Fiscal Year	
	Expenditures Per Pupil From Unrestricted Sources	Annual Average Teacher Salary
Yolla Bolly HS	\$6,848	\$80,857
Round Valley USD	\$10,374	\$57,328
California	\$7,507	\$64,732
School and district: percentage difference	-34.0%	+41.0%
School and California: percentage difference	-8.8%	+24.9%

School Financial Data

The following table displays the school's average teacher salary and a breakdown of the school's expenditures per pupil from unrestricted and restricted sources.

School Financial Data	
2017-18 Fiscal Year	
Total expenditures per pupil	\$6,848
Expenditures per pupil from restricted sources	\$0
Expenditures per pupil from unrestricted sources	\$6,848
Annual average teacher salary	\$80,857



Expenditures Per Pupil

Supplemental/restricted expenditures come from money whose use is controlled by law or by a donor. Money that is designated for specific purposes by the district or governing board is not considered restricted. Basic/unrestricted expenditures are from money whose use, except for general guidelines, is not controlled by law or by a donor.

Data for this year's SARC was provided by the California Department of Education and school and district offices. For additional information on California schools and districts and comparisons of the school to the district, the county and the state, please visit DataQuest at <http://dq.cde.ca.gov/dataquest>. DataQuest is an online resource that provides reports for accountability, test data, enrollment, graduates, dropouts, course enrollments, staffing and data regarding English learners. Per Education Code Section 35256, each school district shall make hard copies of its annually updated report card available, upon request, on or before February 1. All data accurate as of December 2019.